



SEAT ADAPTER KIT #88332 INSTALLATION INSTRUCTIONS



5680-00

ALL SPECIFICATIONS ARE SUBJECT TO CHANGE WITHOUT NOTICE

ROADMASTER, Inc. 6110 NE 127th Ave. Vancouver, WA 98682 360-896-0407 fax 360-735-9300 www.roadmasterinc.com



Instructions



1. Locate the mounting post (Fig.1) that came with your BrakeMaster. If needed, order part number 450596. Now, secure the post to the center of the seat adapter using the included 3/8" x 3/4" bolt and 3/8" lock washer. If the hole is countersunk, use the Allen head bolt and lock washer included with this kit.

2. Remove the two front 6mm Allen (head) seat track bolts (Fig.2).

3. Push the seat all the way back and remove four 6mm Allen (head) seat track bolts (Fig.3).



continued on next page

Parts List

- (1) 3/8" lock washer
- (1) 3/8" x 3/4" bolt
- (2) Spacer plates


SEAT ADAPTER KIT #88332 INSTALLATION INSTRUCTIONS



5680-00

ALL SPECIFICATIONS ARE SUBJECT TO CHANGE WITHOUT NOTICE

ROADMASTER, Inc. 6110 NE 127th Ave. Vancouver, WA 98682 360-896-0407 fax 360-735-9300 www.roadmasterinc.com



4. Place the two spacer plates between the rear seat track and seat track mounts (Fig.4), place the seat tracks over the top of the plates and replace the bolts but leave them loose.



5. Place the seat adapter between the front seat track and seat track mounts and replace the bolts you removed in step 2 (Fig.5). *Note:* make certain to position the adapter so that the mounting post is directly in line to the brake pedal. The BrakeMaster air cylinder may jam or function incorrectly if the mounting post is not directly in line with the brake pedal. Then, tighten all bolts.

6. Attach the BrakeMaster to the brake pedal and to the seat adapter. Adjust the length of the air cylinder assembly per the BrakeMaster installation instructions, ensuring that the BrakeMaster is pulling back on the brake pedal so the pedal is only depressed when the brakes are engaged at the motorhome. Failure to adjust the assembled length of the BrakeMaster may result in severe brake system damage and/or complete failure of the brakes.